

The Goby

San Diego Underwater Photographic Society

Volume 65 Issue 5

Established 1961 - <http://www.sdups.org>

May 2026

President's Message

Hello Everyone,

This summer is shaping up beautifully. We have so many exciting club events ahead, and I know they will be a lot of fun while also giving our club great exposure. Because of last year's activities, we've welcomed quite a few new members. To all of you who recently joined — ****welcome****. I look forward to meeting each of you.

Congratulations to our Competition Committee — ****Amy, Doug, and Charlotte**** — for an outstanding job with this year's competition themes. This month's theme was clearly a favorite, and it showed in the number of submissions and member votes. We hit an ****all-time high**** for both entries and voting participation.

A big thank-you as well to ****Kris Carner**** for keeping our website and social media active, and to ****Harold Dorr, Dick Miller, and Paula Selby**** for creating and installing the club's poster display at Ocean Enterprises. Club visibility has been key to attracting new members, presenters, and recognition within the diving community.

We will be at the ****Scuba Show at Booth #614****, right next to our good friends at OCUPS. If you're in the area, please stop by and say hello. We'd love to hear about your experience at the show.

Thank you to everyone for your support over the last four years. The club has accomplished so many amazing things, and it's because of the dedication and enthusiasm of our members that we continue to grow and thrive. So again — ****THANK YOU****

James Logan - Club President



SDUPS online **Hybrid Zoom Meeting, May 28** 7 pm. Join us to see old friends and enjoy an U/W presentation.

* Download the Zoom app to your computer (<https://zoom.us/download>) or

* Click on the Link below

* Meeting ID number: 859 403 9607

* Meeting Password: SDUPS1961



<https://us02web.zoom.us/j/8594309607?pwd=UEJtUG0rczl3bEhOcW15LzlydlZJdz09>

CALENDAR

May 28 – 7 pm SDUPS Hybrid Meeting at Sumner Auditorium (Map page 12)

May Competition Winners
Pages 2 & 3

May Meeting Presentation –**Keven Lee** Page 4

SDUPS Poster - Page 5

Philippine Dive Report - Page 6

Encounter with a Lion - Page 7

Olympus TG Camera Settings Page 8

San Diego County Fair Photo Competition info - Page 11

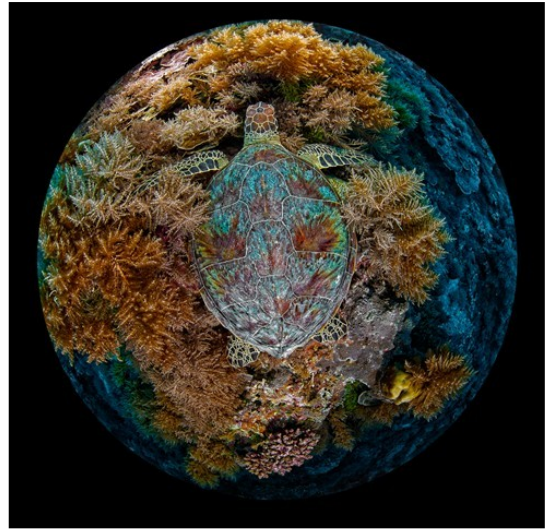
May Competition

Mike Poirier – 1st Place Advanced



“Attention to Detail ”

Greg Volger – 2nd Place Advanced




Bill Ring – 3rd Place Advanced



Melissa Foo - 1st Place Amateur



Katherine Mauser - 2nd Place Amateur



Matt Wilbur- 3rd Place Amateur



May Competition

"Attention to Detail"

Victor Ramos – 1st Place Novice



Greg Beadle– 2nd Place Novice



Diane Hotz - 3rd Place Novice



Video Competition May

1st Place - **Walter Marti**

2nd Place - **Bob Yin**

3rd Place - **Kristin Carner**



Stats for the May Competition:

Attention to Detail

Still Entries:

Novice = 6

Amateur = 8

Advanced = 12

Videos = 6

Votes Cast = 40



KEVIN LEE

Presenting
 “Polar vs Tropical Diving:
 Challenges photographers
 encounter in both environments.”

May 28, 2026, 7:15 pm
 at Sumner Auditorium
 Scripps Campus



Kevin Lee resides in Fullerton, California. He is a member of both The Explorers Club and The Adventurers Club of Los Angeles, where he has served on the Board of Directors. His adventures, in over 45 countries, include multiple treks to Mt. Everest Base Camp and atop Mt. Kilimanjaro. Among his memorable experiences, he fondly recalls a warm hug from Mother Teresa and meeting the Dalai Lama.

After learning to scuba dive more than 20 years ago, Kevin took up underwater photography to share the wonders of the ocean with others. He has dived all 7 Continents, including Antarctica where water temperatures were 29F (-2C), with an emphasis on heterobranchs (sea slugs) which he photographs and collects for scientific research with The California Academy of Sciences, the LA County Museum of Natural History and other institutions.

Kevin's images are on permanent display at Chapman University, Orange California, and have been exhibited at the Branford House, University of Connecticut, Scripps Institution of Oceanography, Monterey Bay Aquarium, and other venues. He has been the Los Angeles Underwater Photographic Society (LAUPS) and Orange County Underwater Photographic Society (OCUPS) Photographer of the Year numerous times. In addition, Kevin's photography has been featured in magazines, newspapers, academic literature and many scuba dive related publications.

Visit Kevin's website at: www.diverkevin.com



SDUPS POSTER



**EXPLORE THE WONDERS OF THE UNDERWATER WORLD
THROUGH THE LENS OF A CAMERA!**

The San Diego Underwater Photographic Society (SDUPS), was formed in 1961. SDUPS is a social club whose members join together to promote the sport and pastime of underwater photography.

SAN DIEGO UNDERWATER PHOTOGRAPHIC SOCIETY

- SDUPS meets on the fourth Thursday of every month (except November for Thanksgiving and December for the holiday party) at 7 pm at Sumner Auditorium, located at Scripps Institute of Oceanography.
- Monthly meetings feature competition results and speakers presenting information on travel, equipment, and underwater photography and videography techniques.
- Non-Members are welcome to attend!

For more information, check out our website: www.sdups.org

There is a new SDUPS Poster at the Ocean Enterprises dive shop. Designed by our Vice-President, **Paula Shelby**, and features a great Thresher Shark image by member **Greg Volger**. The poster will be a great way to inform divers of our photo club and hopefully generate new members.

DIVE REPORT

Bill Ring, Joel Bergsma, Greg Volger, Mike Poirier, Bob Yin (not pictured Kris Carner)



Hairy Frogfish



Blue Ring Octopus

Recently six SDUPS members made a dive trip to Puerto Galera in the Philippines. Twelve days of diving at the Marco Vicent Dive Resort. Three dives a day for a total of thirty-six dives. Conditions were near perfect with sunny days and 80 to 83 degree water temperature. All types of diving was experienced from muck, coral reef and wall diving. Visibility varied depending on currents and location but mostly was good. The real bonus of being with other club members was the opportunity to share images, ideas, and technical information with each other. It was a fun trip with plenty of laughs and good times.



Ornate Ghost Pipefish

Encounter with a Lion

On a recent dive trip to the Philippines one of our dive buddies got stung by a lionfish on one of their fingers. The diver immediately called the dive and made an ascent with the dive master. The diver immersed the hand in a solution of very warm water & vinegar. The pain was instant and very excruciating and the hand and fingers swelled up. The warm water solution eased the pain but it still hurt. The pain subsided in about 24 hours but the swelling lasted a good four or five days.

We as U/W photographers can sometimes get distracted and an accident can happen. It could be a lionfish, a spiny sea urchin or even fire coral. We have to pay attention to our surroundings.



Image by Mike Poirier

The following are notes from the internet:

Lionfish (genus *Pterois*) are venomous marine fish native to the Indo-Pacific. They are characterized by conspicuous warning coloration with red or black bands, white stripes and ostentatious dorsal fins tipped with venomous spines. They have fleshy tentacles above their eyes and below the mouth; fan-like pectoral fins; long, separated dorsal spines; 13 dorsal spines; 10–11 dorsal soft rays; three anal spines; and six or seven anal soft rays. An adult lionfish can grow as large as 18 inches.

Lionfish have 18 venomous spines total: two pelvic, three anal, and 13 dorsal spines.

Pterois species can live from 5 to 15 years and have complex courtship and mating behaviors. Females frequently release two mucus-filled egg clusters, which can contain as many as 15,000 eggs. In total, they can lay up about 2 million eggs per year

Pterois venom can cause systemic effects such as pain, nausea, vomiting, fever, headache, numbness, paresthesia, diarrhea, sweating, temporary paralysis of the limbs, respiratory insufficiency, heart failure, and convulsions, and can be fatal. Fatalities are more common in very young children, the elderly, or those who are allergic to the

venom. The venom is rarely fatal to healthy adults, but some species have enough venom to produce extreme discomfort for a period of several days. Moreover, *Pterois* venom poses a danger to allergic victims as they may experience anaphylaxis, a serious and often life-threatening condition that requires immediate emergency medical treatment. Severe allergic reactions to *Pterois* venom include chest pain, severe breathing difficulties, a drop in blood pressure, swelling of the tongue, sweating, or slurred speech. Such reactions can be fatal if not treated.



Image by Mike Poirier

Olympus TG Camera Settings

There are MANY club members that are using the TG camera system for their underwater photography. I came across some information online about camera settings for this particular system. Some beginners or even seasoned veterans may find this information useful. On my last dive trip two people were using the TG 6/7 and were getting fantastic images. The camera is on the inexpensive side to buy but can get results of more expensive systems.

Underwater Settings for Beginners and “Auto Lovers”

Many people purchase the TG-7, TG-6 and TG-5 with the intention of using it as a “point and shoot” camera. It does excel in this regard. Here are some quick settings if you just want to use the camera as an automatic camera.

For the most basic shooting settings:

- Turn the mode dial to Auto
- Press “OK” and select the settings below
- WB Auto
- Auto Focus
- 4:3
- LF for high quality JPEG photos. RAW if you want to edit your photos in lightroom or photoshop. LF+RAW if you want to share quick JPEGs and have the option of editing later.
- 4K 30p for the highest quality video (in the TG-7 and TG-6)
- S-IS ON
- Flash auto. If you want to use a strobe, it is better to be in “P” mode
- Flash +/-: keep it at 0
- Single
- ESP
- Accessory off



For Program mode (best choice with a strobe):

- Turn the mode dial to P mode
- Press “OK” and select the settings below
- Vivid picture profile (retains reds better). This only applies if you are shooting JPEG.
- ISO 200. You can select ISO auto if your images are coming out too dark
- WB Auto
- AF for normal photos, AFS (supermacro) for macro photos. AF supermacro can only be used on the TG-6. Zoom all the way in when using AFS (supermacro).
- 4:3
- LF for high quality JPEG photos. RAW if you want to edit your photos in lightroom or photoshop. LF+RAW if you want to share quick JPEGs and have the option of editing later.
- 4K 30p for high quality 4K video
- S-IS ON
- Flash mode depends on your strobe. Select “fill in” for most strobes. Use “RC flash” with the RC1 TTL converter and a DS strobe
- Flash +/-: 0
- Single frame shooting
- Spot with a strobe, ESP without
- Face priority off
- ACC OFF

Continued on page 9

Continued from page 8

The Best Underwater Settings for More Advanced Shooters

There's no doubt that the automatic modes in the Olympus TG-5, Olympus TG-6, and Olympus TG-7 are going to get excellent results. However, you will get the very best results in A mode (aperture priority) and microscope mode for macro. These are our two favorite modes for these cameras so here are the settings we use in these modes:

Recommended settings for Aperture Priority Mode:

- Turn the mode dial to A mode
- Press "OK" and select the settings below
- Vivid picture profile (retains reds better). This only applies to your JPEG file.
- ISO 100 when shooting in clear tropical water. ISO 200 – ISO 400 when shooting in darker water. Check out our top tips for shooting with the TG-5 and TG-6 for suggestions for using Auto ISO.
- WB Auto
- AF (autofocus) mode. AFS (supermacro) for macro photos. AF supermacro can only be used on the TG-6. Zoom all the way in when using AFS (supermacro).
- 4:3
- LF for high quality JPEG photos. RAW if you want to edit your photos in lightroom or photoshop. LF+RAW if you want to share quick JPEGs and have the option of editing later.
- 4K 30p for high quality 4k video
- S-IS On
- Flash mode depends on your strobe. Select "fill in" for most strobes. Use "RC flash" with the RC1 TTL converter and a DS strobe
- Flash +/-: 0
- Single frame shooting • Spot with a strobe, ESP without
- Face priority off
- ACC OFF
- Use the dial on the top to set your aperture. The camera will automatically set your shutter speed, and your ISO if you are in auto ISO. The higher your f-stop number is, the more of your image will be in focus.

Recommended Settings for Microscope Mode:

As we mentioned before, we recommend microscope mode for shooting photos of anything smaller than a tangerine. On the Olympus TG-7 and TG-6 you do not need to use microscope mode because you can use AF supermacro in any mode. In fact, we recommend doing this. To use microscope mode or AF supermacro, make sure you zoom the camera all the way in first:

- Turn the mode dial to microscope mode
- Choose the microscope
- Zoom all the way in
- Vivid picture profile (retains reds better). This only applies to your JPEG file.
- ISO 100 when shooting in clear tropical water. ISO 200 – ISO 400 when shooting in darker water.
- WB Auto
- AF (autofocus) mode
- 4:3
- LF for high quality JPEG photos. RAW if you want to edit your photos in lightroom or photoshop. LF+RAW if you want to share quick JPEGs and have the option of editing later.
- 4K 30p for high quality 4k video
- S-IS On
- Flash mode depends on your strobe. Select "fill in" for most strobes. Use "RC flash" with the RC1 TTL converter and a DS strobe
- Flash +/-: 0
- Single frame shooting
- Spot with a strobe, ESP without
- Face priority off
- ACC OFF

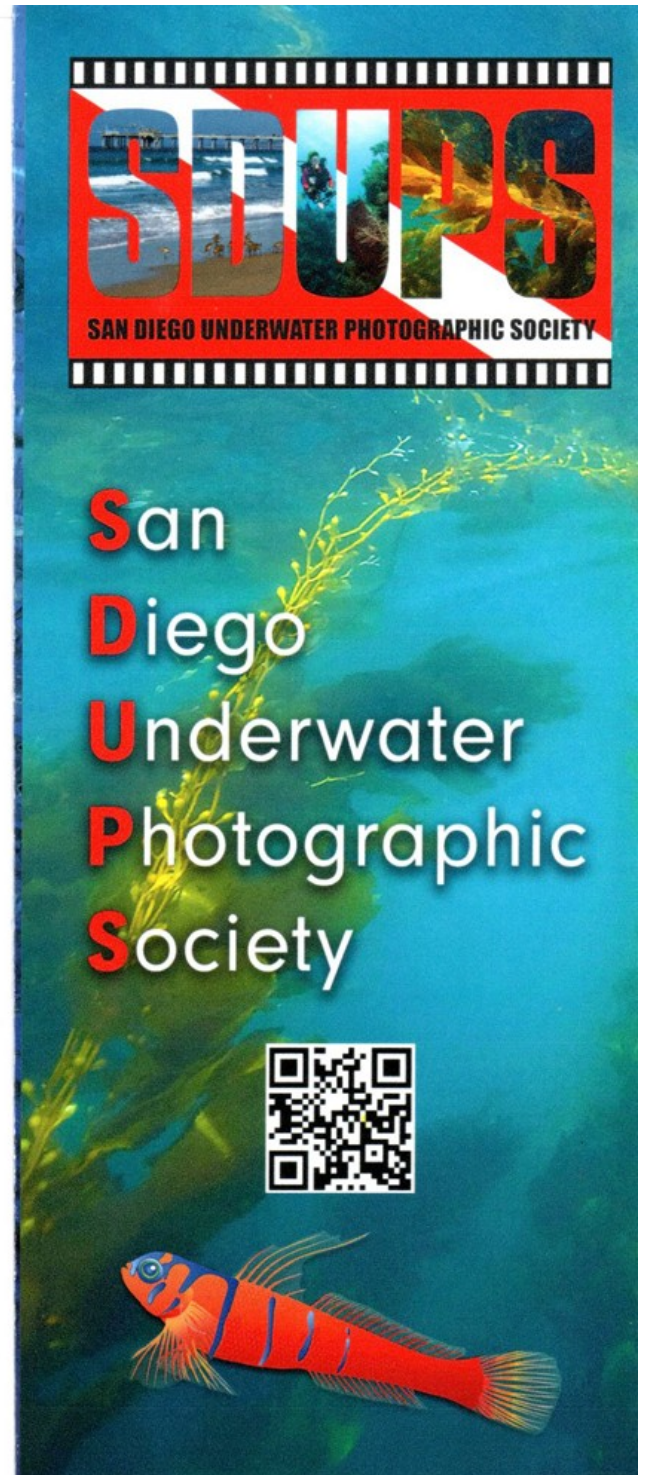
New SDUPS Promotion Materials

The SDUPS Board of Directors have come up with some new promotion materials for the club. We are always looking for new members to grow our club with fresh ideas. New members can bring the enthusiasm and want for learning.

The new Tri-fold contains information about our club, its mission statement, and meeting information. It also contains information on Activities, Membership info, Diving with members, and a Membership Application.

The business card invites divers to come see what we are all about and easy to pass out.

These two products can be passed along to friends or anyone interested in Underwater Photography. They will be available at the monthly meetings. Come on by and pick up a few to hand out.





YOUR PHOTOS ON DISPLAY

The **International Exhibition of Photography** invites photographers of all skill levels to participate in one of the most prestigious and long-standing photography competitions in the United States.

This juried exhibition celebrates the art of photography, fostering connections between photographers of all skill levels and photo enthusiasts. The competition offers more than \$23,000 in awards money for 35 diverse classes of original color and black-and-white photographs. While this is one of the San Diego County Fair's most prestigious and competitive exhibitions, you need not be a professional photographer to enter — there's even a class for cell phone photos!

Join us in celebrating the photographic arts and the awe-inspiring power of visual storytelling through the lens of the camera.

Photo Shoot-Outs

Capture the magic of the San Diego County Fair in a fast-paced Photo Shoot Out! Put your skills to the test, showcase your creativity, and impress the judges—all in just 90 minutes. Are you ready for the ultimate photography challenge? Mark your calendar now and plan to join in on one (or both!) of the two Photo Shoot outs below!

Photo Shoot Out #1: June 21, 2026

Photo Shoot Out #2: June 28, 2026

COMPETITION TIMELINE

Entry Deadline	Tuesday, April 7, 2026, by 8pm
Tier 1 Notification Email	Wednesday, April 15, 2026
Shipped Entries May Arrive	Thursday, April 16–Tuesday, May 12, 2026
Entry Delivery	Monday, May 11, 2026, Noon–7pm and Tuesday, May 12, 2026, Noon–7pm
Fair Dates	Wednesday, June 10–Sunday, July 5 (closed Mondays and Tuesdays)
Artist Reception	Wednesday, June 10, 2026, 6:30pm
Judges' Roundtable	Saturday, June 13, 2026, 7-9pm
Judges' Critique	Saturday, June 20, 2026, 7-9pm
Entry Pick-up	Tuesday, July 7, 2026, Noon–7pm

Link to S. D. Fair Photography Competition:

[San Diego County Fair International Exhibition of Photography: Competition Details & Entry Guide](#)

Sumner Auditorium Parking Map

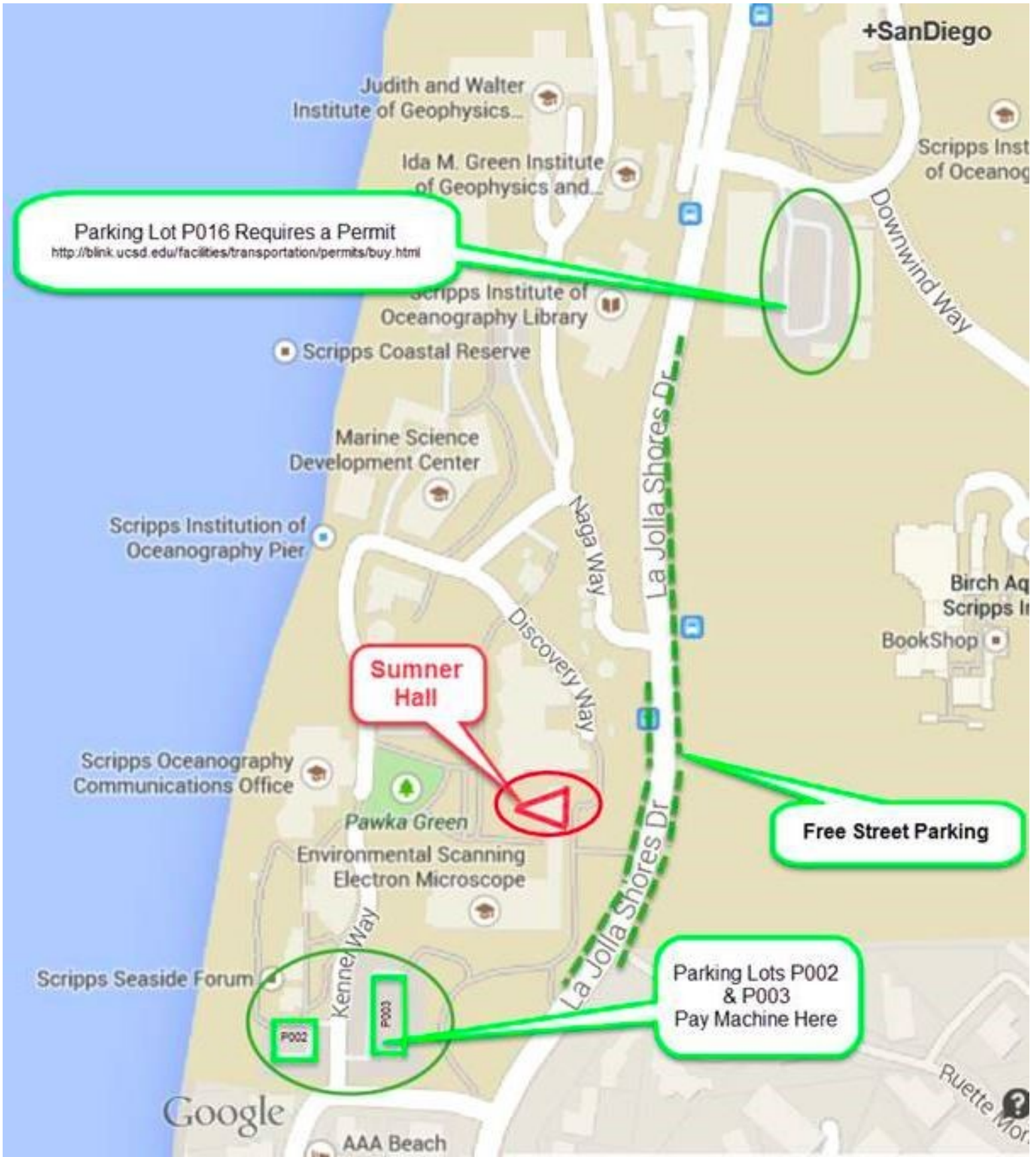
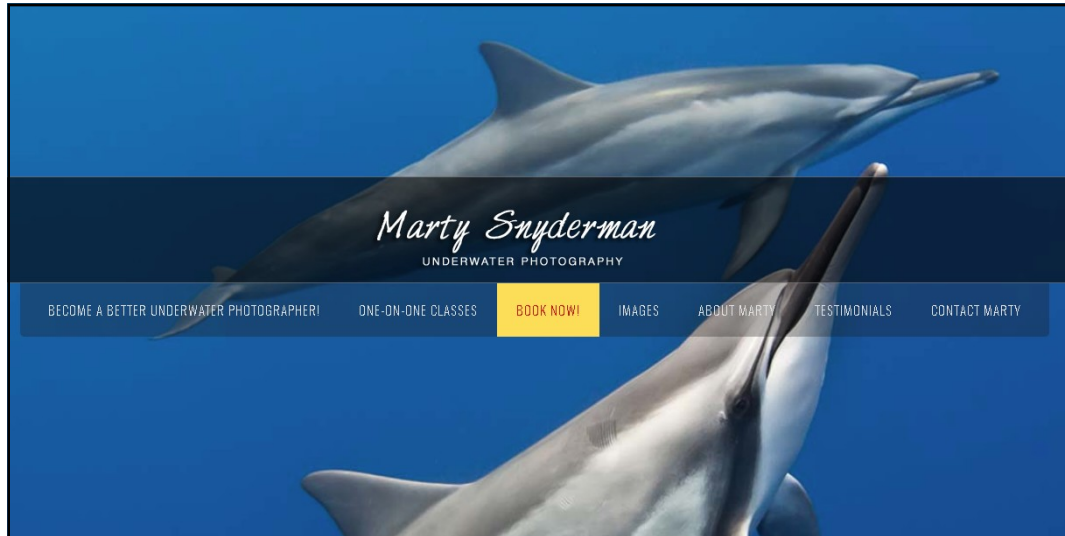


Photo Classes

One-on-one online classes in underwater photography with **Marty Snyderman** Classes are scheduled at your convenience and customized to match your goals 20% of the class fees are donated to SDUPS



BECOME A BETTER UNDERWATER PHOTOGRAPHER! Underwater photography is a learned skill. So, you might as well learn from the best, an excellent photographer that is also an excellent teacher. Your instructor, Marty Snyderman, is that person.

When taking classes from Marty, you will receive one-on-one instruction as you review your images, discuss ways to improve your underwater photography, refine the techniques you are using, and learn new techniques, concepts, and skills that will help you create the photographs you want to make. The sessions center around techniques and are not tied to any particular make, model, or type of camera or camera system that can be used to make still photographs underwater.

Sharing a session with Marty is also a great way to re-fresh your photography skills before your next diving vacation. If you only get to dive a few times a year, during your next trip you are likely to spend a few days relearning and refreshing your skills. A session or two with Marty before your trip can turn the frustration and lost time from having to relearn into fun dives and pleasing photographs.

How It All Works The one-on-one program is completely customizable to your knowledge, skill level, and personal goals. Marty will use Zoom software to work with you. He has licensed a version of the software that enables the two of you to keep the sessions private.

During each session, Marty will share his expertise and help you gain a better understanding of various factors involved in underwater photography, and he will suggest techniques for you to employ that can help you improve your underwater photography. Each session can be up to 60 minutes long. The cost for a session is \$65.00 U.S. Any additional time that you will not be not charged for is provided at Marty's discretion or through the purchase of another session.

For more information on Marty's Classes, click on the link: www.martysnyderman.com

SDUPS SPONSORS



San Diego's #1 family-owned dive center for training, gear & travel.

15% OFF

Show this coupon at checkout for 15% OFF in store purchases for SDUPS members only. Exclusions apply, call store for details.



TRAVEL WITH US!
OUR UPCOMING TRIPS

TUBBATAHA

on the Philippines Aggressor II

June 13 - 20, 2026
Starting at \$4,845

SEA OF CORTEZ

on the Nautilus Belle Amie

July 24 - 31, 2026
Starting at \$3,145

PALAU

at the Palau Pacific Resort

November 22 - 29, 2026
Starting at \$4,575

📞 (858) 565 - 6054
✉ info@oceanenterprises.com
📱 @oceanenterprises
🌐 www.oceanenterprises.com

www.oceanenterprises.com

NELSON PHOTO



Where cameras, supplies and good service come together

3625 Midway Dr. Suite J, San Diego CA, 92110 | (619) 234-6621

<http://nelsonphotosupplies.com/>





SDUPS SPONSORS

House of Scuba
5141 Santa Fe St. Ste A
San Diego, California 92109

House of Scuba is offering members a 5% discount on most gear at the store and it will also be giving members a 5 fill air or 3 nitrox fill card. Air cards are not transferrable, so if members do not dive locally and therefore can't use the air card, they can still take advantage of the 5% discount on already guaranteed best prices. A list of members will be kept at the store for the air cards. www.houseofscuba.com

All Natural Insect Repellent

Lita's All Natural Insect Repellent products are proven effective worldwide in preventing, and treating, insect bites with natural ingredients and applications last approximately 6 hours. Lita's All Natural also offers insect repellent candles in a variety of scents.

Lita's products meet TSA requirements for carry-on or checked luggage. All containers are refillable and recyclable.

Receive a 15% discount with promo code SDUPS at: www.LitasAllNatural.com

Our Products

- Natural Insect Repellent (Yellow Label)
- 2-in-1 Natural Insect Repellent & Itch Relief (Green Label)
- Natural Insect Repellent Candles

.Contact info: NoSeeUmNoMore@aol.com



BACKSCATTER
UNDERWATER VIDEO & PHOTO

Go to: <https://www.backscatter.com/>



Competition Themes For 2026

Month	Topic Name	Description	Bonus
January	Best of 2025	Select your favorite underwater footage from 2025	Tell why you chose this entry (use note field in submission form)
February	Popping Up/Out	In honor of Groundhog Day, composition with subject(s) popping up/out of a hole or from behind a barrier	More than one subject together
March	Behavior - Different Species	Composition that shows different species interacting in same way	Shows a symbiotic relationship (a close & recurring interaction, beneficial)
April	New Beginnings	Showcase eggs, newborns, or juveniles	Vertebrate subject(s) - fish, reptile, bird, mammal)
May	Attention to Detail	Examples include tiny subjects, close-ups of large subjects or other artistic intention that emphasizes details	Repeating pattern/texture
June	Sea Slugs	Any marine gastropod without a shell - Nudibranchs, Sear Hares, Sapsuckers, Headshield Slug, etc.	Provide the common or scientific name (use note field in submission form)
July	Big, Bright & Sunny	Wide angle Composition with prominent	Ambient light only
August	Shooting the Surface	Subject is on the surface (boat, swimmer, bird, etc.) footage shot from your perspective. Over/under, silhouettes, or	Sky is visible
September	Leafy	Animals resembling vegetation (such as sponges, tunicates, anemones, pipefish, seahorses, sea dragons)	Autumn colors -strong use of red, orange, and/or yellow
October	Spooky	Open to your interpretation. Examples: "dark & stormy", compositions or a scene that is scary for other reasons.	Shows something not alive (dead animal remains or inanimate objects such as wrecks)
November	Photoshopped	Creative editing/manipulation using digital programs such as PhotoShop. No restrictions. "Your entry must include your underwater work somewhere in the composition, Anything else used must be royalty/copyright free.	Add a title (use note field in submission form) Can be creative or humorous

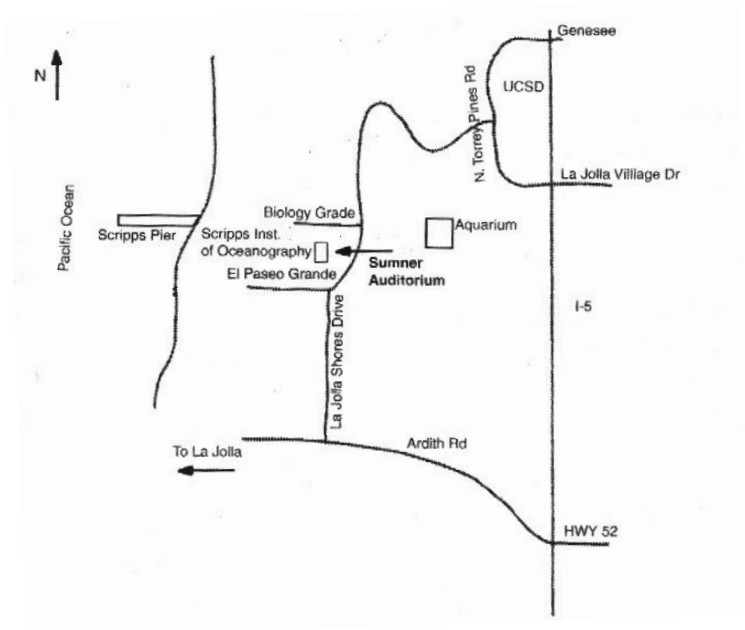
Monthly Meetings

Usually the fourth Thursday of each month
7:00pm
(No meeting in December)

Sumner Auditorium
Scripps Institute of Oceanography 8602
La Jolla Shores Drive
La Jolla, CA 92037

For more information
check the SDUPS web page

<http://www.sdups.org>



2026 Board of Directors

President

James Logan
sdups1961@gmail.com

Vice President

Paula Selby
plselby@cox.net

Secretary

Dick Miller
rngr900@cox.net

Treasurer

Bill Ring
wring@san.rr.com

Membership

Harold Dorr
blueox25@gmail.com

Activities

Cindy Liphay
cindyliphay@sbcglobal.net

Board Members at Large:

Herb Gruenhagen
Greg Volger
Jami Feldman
Beth Besom

Appointed Positions

SIO Liaison - Charlotte Seid
Mike Poirier - Goby Editor
Dave Hinkel - Equipment Tech
Kris Carner - Web Master
Kris Carner - Social Media
Beth Beason - Computer Tech
Walter Heim - Historian



The Goby is a monthly publication of the San Diego Underwater Photographic Society, which holds copyrights to its format and all content. Images contained in the Goby are the property of the submitting photographer, who also holds the copyrights thereto. No use of The Goby or its contents may be made without the written permission of the San Diego Underwater Photographic Society, the submitting photographer or both. © 2026 San Diego Underwater Photographic Society