

The Goby

San Diego Underwater Photographic Society

Volume 64 Issue 8

Established 1961 - <http://www.sdups.org>

August 2025

President's Message

Hello SDUPS Members

Well, this year is flying by fast. I cannot believe we are heading into September in a few weeks.

We still have a lot going on. Save the dates have been sent out for the picnic, and the end of the year party. More information to be announce at our August 28th meeting.

We also have our election coming up in November. It has been awesome watching this club and its members grow. The photographers/videographers in this club are outstanding and it has been my pleasure to serve you as president of this club. If you have been thinking about serving, please put your hat in the ring.

So, speaking of the picnic. This one of my favorite times of the year where we get together to share in some great food, drinks, and conversation. I really hope that you can join us.

Four more months and three meetings to go. So, lets end strong. We have some very interested competition topics to close out the year. I am looking forward to see what our members will create.

Mr. Richard Herrmann will be our presenter for our August meeting.

Thank you for your time and support. See you at the next meeting

James Logan President, San Diego Underwater Photographic Society
www.sdups.org



SDUPS online **Hybrid Zoom Meeting, August 28th 7 pm**. Join us to see old friends and enjoy an U/W presentation.

☞ Download the Zoom app to your computer

(<https://zoom.us/download>) or

☞ Click on the Link below

☞ Meeting ID number: 859 403 9607

☞ Meeting Password: SDUPS1961



<https://us02web.zoom.us/j/8594309607?pwd=UEJtUG0rczI3bEhOcW15LzlydlZJdz09>



CALENDAR

August 28th– 7 pm SDUPS Hybrid Meeting at Sumner Auditorium (Map page 10)

Presentation: - **Richard Herrmann**
Page 4

August Competition: Bokeh Japanese for the out of focus areas of an image.

September Competition: Schools Schooling Fish

*** San Diego UFX Underwater Film Exhibition info on page 8

SAVE THE DATES:

September 20th - SDUPS Picnic

December 6th - Awards/Holiday Party
More information to follow

August Competition

Jack Der – 1st Place Advanced



Dave Hinkel – 3rd Place Advanced




Tom Baker - 2nd Place Amateur



"Bokeh"

Greg Volger– 2nd Place Advanced



Charlotte Seid - 1st Place Amateur



Matt Wilbur - 3rd Place Amateur



August Competition

"Bokeh"

Matthias Scheer – 1st Place Novice



Valerie Shoemaker – 2nd Place Novice



Jim Royer - 3rd Place Novice




Video Competition August

1st Place - **Walter Marti**
1st Place - **Kristin Carner**
2nd Place - **Bill Ring**
3rd Place - **Bob Yin**

Stats for the August Competition: Bokeh

Still Entries:
Novice = 4
Amateur = 4
Advanced = 14

Videos = 4
Votes Cast = 37



RICHARD HERRMANN

Presenting
"Story of the Mola mola"
on August 28, 2025
7:15 pm at
Sumner Auditorium
Scripps Campus

Richard Herrmann is a professional marine life and natural history photographer. His images have appeared in hundreds of publications including: National Geographic Magazine, Time, BBC Wildlife, Ranger Rick and Smithsonian. He has worked as a still and video shooter for major nature feature film companies including: the BBC, National Geographic, IMAX and Silverback Films.

He was the still photographer in 1990 for the Jacques Cousteau's Rediscovery of the World Philippines Expedition on Calypso. Richard has won first prize in Wildlife Photographer of the Year and Nature's Best. He has also won a 2nd prize at the International POY (Pictures of the Year) awards. Richard has given presentations to companies and organizations including: The Smithsonian, Qualcomm, American Chemical Society, London Museum of Natural History and UCSD Television.




SDUPS Art Walk



SDUPS again was represented in the yearly La Jolla Art Walk Festival. Members submitted underwater images to be displayed and manned the booth to answer questions about our Club.

Our new backdrop (designed by **Paula Selby**) attracted a lot of attention and kept all our volunteers busy chatting with many curious passersby.

OCEAN INVENTIONS
UNDERWATER CAMERA HOUSING MAINTENANCE AND REPAIR



Ocean
INVENTIONS

Underwater Camera Housing
Maintenance and Repair

I came across a website that specializes in U/W Camera Housing Maintenance & Repair. The company is based in Florida. It seems hard to find someone who does this type of work so this maybe something to look into if you need this service. Click on this link to go to the website.

www.oceaninventions.com



SDUPS at the La Jolla Library
7552 Draper Ave.
June 27 to September 9

SDUPS Members will again display some of their best Underwater Photographs with a special exhibition at the La Jolla Library this summer. The Underwater Photo Exhibit will be at the Library until September 9th,

This year's library reception drew the biggest crowd ever and felt like a celebration set to live music with an artful spread of canapes and refreshments. We were treated like celebrities among the attendees who marveled at our behind-the-scenes stories of our sea creature subjects and details of how we got the shot. A special thank you to **Diane Ryason**, our Friends of La Jolla Library exhibit coordinator.



Tips for Photographing Mandarinfish

By Walt Stearns (reprint from *Divernet* magazine)

Having the best of the best underwater camera setup money can buy is not the key to getting great mandarinfish (*Synchiropus splendidus*) shots. It's about using what you have and knowing how to use it.

If the auto focus of your system does not have the greatest ability to quickly follow focus on even slow-moving subjects in low light, preset the focus on something the size of your small finger that comfortably fits within the frame. Doing so, you would only need to move slightly in or out to keep something like a mandarinfish in focus. Yes, this is old school, but this is how it was done even before autofocus. Before the sun sets, you should scope out the best spot to settle down and minimize your movements to eliminate stirring up the bottom and/or frightening the fish. Mandarinfish are typically shy.

From there, keep a look out for the largest, fattest mandarinfish you can find and follow where it goes.

At this point, lighting is key. Like most small fish that are highly active in the dusk to dark hours of night Mandarinfish Do-Not-Like having a white light shined on them. Using modeling lights with only white light function will more than likely

keep the little fish down in the coral dampening their natural behavior.

To be far less obtrusive, using a modeling light with a Red mode, or at the very least one that can be fitted with a red filter to the front, is most desirable as the mandarinfish will take far less notice of it allowing you to more effectively see and follow their movements.

If you have succeeded in finding the right place to be before the drama starts to play out, you should not need to move from that spot as the mandarinfish courting behaviors will tend to work in a more vertical direction. Knowing that in advance helps you better track the fish through the viewer.

Keep in mind that when mandarinfish are about to mate they will rise upwards a foot or more above the coral. To catch the peak of action you need to be patient and wait for them to reach the zenith of their ascent. By this point they are often too connected to break apart before mating has actually occurred. That is the moment to start taking the shot, as the release of their eggs and sperm in unison will last no longer than 2 to 3 seconds. From there, the ending is marked by their sudden retreat back into the coral. Happy shooting.




Photo by Mike Poirier



Photo by Mike Poirier

San Diego Undersea Film Exhibition

Tickets go on sale August 25th

San Diego Undersea Film Exhibition



This year we have a fantastic selection of short underwater films from around the world! The festival will take place in San Diego on October 10th & 11th followed by virtual screenings available world-wide.

Tickets for the live screenings will go on sale here on August 25th and for the virtual festival in October!

<https://www.sdufex.com>

Macro Underwater Photography

Macro photography generally refers to shooting small subjects at close range. When shooting macro underwater, we are usually shooting the ocean's smaller majority -- the little critters that go unnoticed by many divers.

Often times it's the picture of a strange critter that inspires the most "oohs and ahs" from unsuspecting audiences. Shooting macro forces us to slow down and observe the endless photo opportunities that surround us while diving. It is not uncommon for discerning underwater macro photographers to confine an entire dive to a small piece of reef due to ample macro opportunities within close proximity to one another.

Additionally, underwater macro photography is somewhat easier to get the hang of than wide angle, so it is a great place to start your journey into underwater photography, whether you have a DSLR or compact camera.

Photo - Mike Poirier

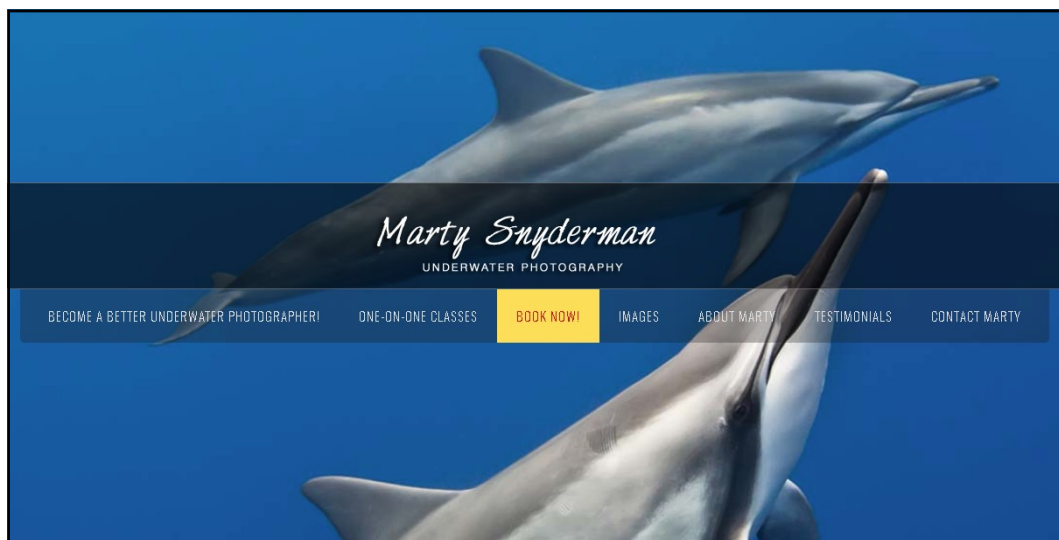


Sumner Auditorium Parking Map



Photo Classes

One-on-one online classes in underwater photography with **Marty Snyderman**
Classes are scheduled at your convenience and customized to match your goals
20% of the class fees are donated to SDUPS



BECOME A BETTER UNDERWATER PHOTOGRAPHER! Underwater photography is a learned skill. So, you might as well learn from the best, an excellent photographer that is also an excellent teacher. Your instructor, Marty Snyderman, is that person.

When taking classes from Marty, you will receive one-on-one instruction as you review your images, discuss ways to improve your underwater photography, refine the techniques you are using, and learn new techniques, concepts, and skills that will help you create the photographs you want to make. The sessions center around techniques and are not tied to any particular make, model, or type of camera or camera system that can be used to make still photographs underwater.

Sharing a session with Marty is also a great way to re-fresh your photography skills before your next diving vacation. If you only get to dive a few times a year, during your next trip you are likely to spend a few days relearning and refreshing your skills. A session or two with Marty before your trip can turn the frustration and lost time from having to relearn into fun dives and pleasing photographs.

How It All Works The one-on-one program is completely customizable to your knowledge, skill level, and personal goals. Marty will use Zoom software to work with you. He has licensed a version of the software that enables the two of you to keep the sessions private.

During each session, Marty will share his expertise and help you gain a better understanding of various factors involved in underwater photography, and he will suggest techniques for you to employ that can help you improve your underwater photography. Each session can be up to 60 minutes long. The cost for a session is \$65.00 U.S. Any additional time that you will not be charged for is provided at Marty's discretion or through the purchase of another session.

For more information on Marty's Classes, click on the link: www.martysnyderman.com

SDUPS SPONSORS

Aqualung

BLIZZARD PRO DRYSUIT



Premium Compressed Yamamoto neoprene

Abrasion Resistance

SLT technology for the wrist seals

A large opening cargo pocket

Retail \$2,089
YOUR PRICE:
\$1,199

Mens sizes: S-3XL
Womens Sizes: XS-2XL

Includes drysuit class*

www.oceanenterprises.com

NELSONPHOTO 

Where cameras, supplies and good service come together

3625 Midway Dr. Suite J, San Diego CA, 92110 | (619) 234-6621

<http://nelsonphotosupplies.com/>





SDUPS SPONSORS

House of Scuba
5141 Santa Fe St. Ste A
San Diego, California 92109

House of Scuba is offering members a 5% discount on most gear at the store and it will also be giving members a 5 fill air or 3 nitrox fill card. Air cards are not transferrable, so if members do not dive locally and therefore can't use the air card, they can still take advantage of the 5% discount on already guaranteed best prices. A list of members will be kept at the store for the air cards.

www.houseofscuba.com

LITA'S™ All Natural Insect Repellent

Lita's All Natural Insect Repellent products are proven effective worldwide in preventing, and treating, insect bites with natural ingredients and applications last approximately 6 hours. Lita's All Natural also offers insect repellent candles in a variety of scents.

Lita's products meet TSA requirements for carry-on or checked luggage. All containers are refillable and recyclable.

Receive a 15% discount with promo code SDUPS at: www.LitasAllNatural.com

Our Products

- Natural Insect Repellent (Yellow Label)
- 2-in-1 Natural Insect Repellent & Itch Relief (Green Label)
- Natural Insect Repellent Candles

Contact info: NoSeeUmNoMore@aol.com



BACKSCATTER
UNDERWATER VIDEO & PHOTO

Go to: <https://www.backscatter.com/>



Competition Themes For 2025

Month	Theme	Description	Bonus Challenge (for bonus participation points)
January	Best of 2024	Best photo from 2024	
February	Behavior	Symbiotic, feeding, mating, cleaning	Composition includes a symmetrical element
March	Shallows	Less than 30 FT to the surface	Branching structures such as coral or kelp
April	New Beginnings	Eggs or young species	Footage taken within one month of competition deadline (honor system)
May	Dominant Color	One color dominates the image. No blk backgrounds, image must be in color, blue/green water does not qualify	Repeating patterns or textures
June	Humans & the Sea	Divers, snorkelers, free divers	Model is a SDUPS member
July	Midwater	Subject not touching the bottom nor the surface	Color red appears in the image (does not have to be the subject)
August	Bokeh	Japanese for the out of focus areas of an image.	Include creative title, add a fun fact, or write a haiku poem(5/7/5 syllables)
September	Schools	Schooling fish, etc..	Local to California
October	Camouflage	Sealife that blends into its background	At least one eye of the subject is visible
November	Photoshopped	Creative editing/ manipulation of footage using digital programs such as Photoshop, etc. No restrictions	At least one source of footage was taken in 2025 (honor system)



Monthly Meetings

Usually the fourth Thursday of each month

7:00pm

(No meeting in December)

Sumner Auditorium
Scripps Institute of Oceanography
8602 La Jolla Shores Drive
La Jolla, CA 92037

For more information

check the SDUPS web page

<http://www.sdups.org>

2025 Board of Directors

President

James Logan
 sdups1961@gmail.com

Vice President

Paula Selby
 plselby@cox.net

Secretary

Harold Dorr
 bluecox25@gmail.com

Treasurer

Bill Ring
 wring@san.rr.com

Membership

Harold Dorr
 bluecox25@gmail.com

Activities

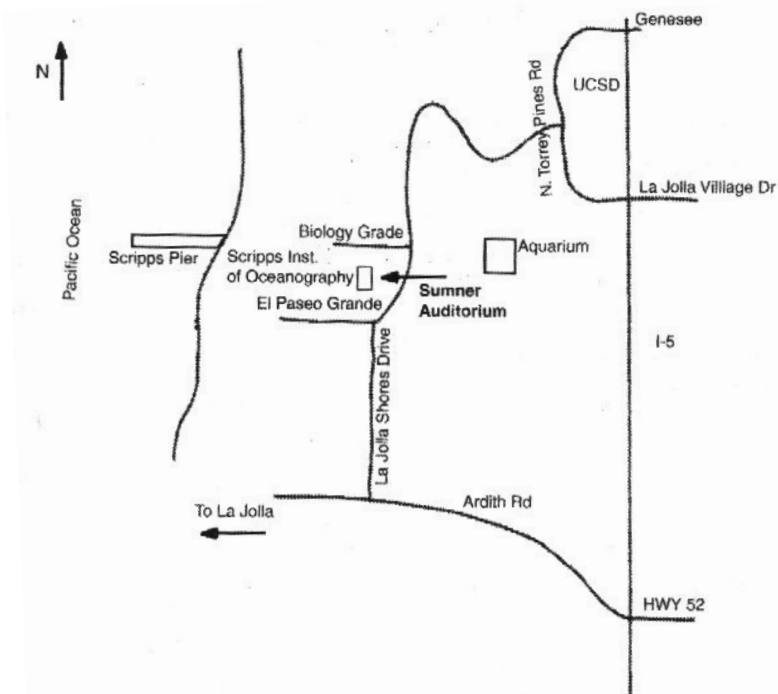
Cindy Liphay
 cindyliphay@sbcglobal.net

Board Members at Large:

Herb Gruenhagen
 Greg Volger
 Jami Feldman
 Beth Besom

Appointed Positions

SIO Liaison - Charlotte Seid
 Mike Poirier - Goby Editor
 Dave Hinkel - Equipment Tech
 Kris Carner - Web Master
 Kris Carner - Social Media
 Beth Beason - Computer Tech
 Walter Heim - Historian



Competition Schedule for 2025

January	Best of 2024	July	Midwater (subject neither on bottom or on surface)
February	Behavior (symbiotic, feeding, mating, cleaning, etc.)	August	Bokeh (A Japanese term for the aesthetic quality of the out-of-focus areas of an image)
March	Shallows <30 ft and Surface	September	Back to School (schooling fish, etc.)
April	New Beginnings (eggs, young, etc.)	October	Camouflage (sea life that blends into its background)
May	Dominant color (one color dominates image, no Blk backgrounds, image must be in color)	November	Image Editing - Edit using Photoshop or other tools. No restrictions, be creative
June	Humans & the Sea (divers, snorkelers, freedivers)	Dec. - TBA	Holiday Awards/Party

The Goby is a monthly publication of the San Diego Underwater Photographic Society, which holds copyrights to its format and all content. Images contained in the Goby are the property of the submitting photographer, who also holds the copyrights thereto. No use of The Goby or its contents may be made without the written permission of the San Diego Underwater Photographic Society, the submitting photographer or both.