

The Goby

San Diego Underwater Photographic Society

Volume 60 Issue 6

Established 1961 - <http://www.sdups.com>

June 2021

President's Message

SDUPS Club Members - One of my favorite places to visit is Santa Catalina Island. As I write this, I'm actually here on the island looking out my window at a beautiful ocean view, celebrating my husband's birthday with a week of diving and photography, all of which I am extremely thankful for! Even though we have ocean views a plenty in San Diego, taking time away from home is always appreciated. It finally feels like summer and I can't wait to see and hear the wonderful plans everyone has in store. Thank you for continuing to be a valuable part of the club wherever you are!



Amy Baldwin-Granger - *President*



SDUPS online **Zoom Meeting**, **June 24th** at 7 pm. Join us to see old friends and an U/W presentation.

- ☞ Download the Zoom app to your computer (<https://zoom.us/download>) or
- ☞ Click on the Link below
- ☞ Meeting ID number: 852 207 7435
- ☞ Meeting Password: rngr900 (RNGR900 small letters)



<https://us02web.zoom.us/j/8522077435?pwd=VVJ2Y3B5NVpKek5HV25wSjBDWVNHdz09>

Editor's Note

I am leaving on vacation June 22nd to visit family on the east coast until July 23rd. I am not sure if I will have internet service while I'm back there. This may be a problem with me getting the July issue of the Goby out on time.

Please bare with me and I will get club information out to you as soon as possible.

I wish it was a diving vacation but I haven't seen my family in two years due to the pandemic. Wishing you all a very enjoyable summer.

Mike Poirier - Editor



CALENDAR

June 24th- SDUPS Zoom Meeting
See Note Above

Presentation - **Herb Gruenhagen** -
"Becoming a Citizen Scientist" - Collecting fish data for Reef!

June Competition - June Gloom - dark tones/silhouette/black & white

July Competition - Sunny Days - sunbeams, ambient light



June Competition

Paula Selby – 1st Place Advanced



June Gloom - dark tones/ silhouette/black & white

Matt Meier - 2nd Place Advanced



Dan Kestly - 2nd Place Advanced



Harold Door - 3rd Place Advanced



Amy Baldwin/Granger - 1st Place Amateur



Robert Casagrand– 2nd Place Amateur



June Competition

**June Gloom - dark tones/
silhouette/black & white**

Nan Oselett - 3rd Place Amateur



Silvana Ghiu - 1st Place Novice



Doug Bonhaus - 2nd Place Novice



Jack Der - 3rd Place Novice




Video Competition June

1st place - Bill Ring

2nd place - Kris Carner

3rd Place - Jack Der

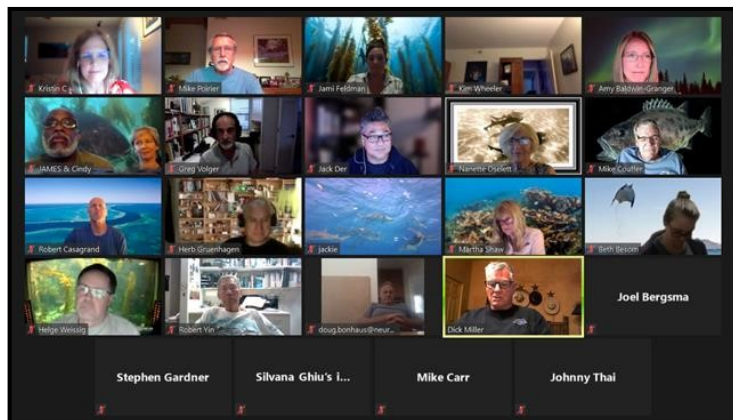


SDUPS May 27th Zoom Meeting



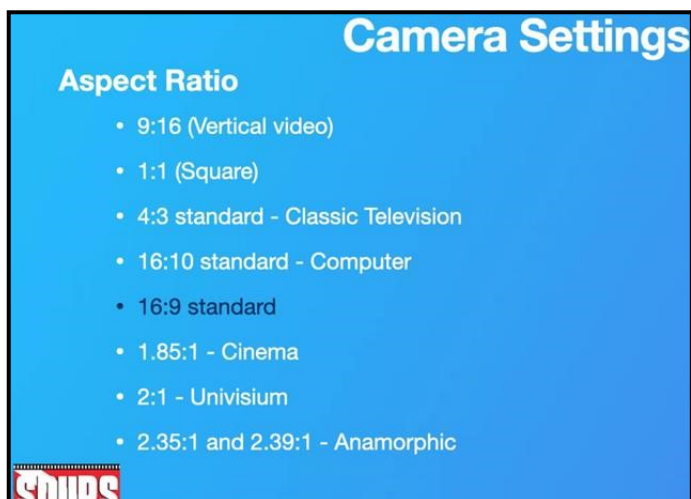
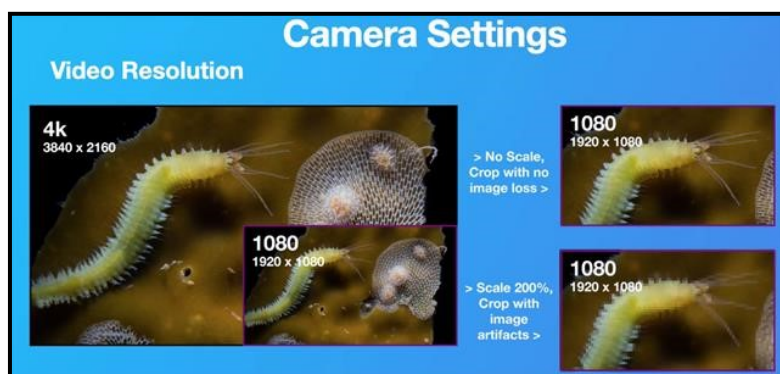
Our May SDUPS Zoom meeting was attended by approximately twenty-five members and guests. Our president **Amy** opened the meeting by welcoming everyone. She then turned the meeting over to member **Jami Feldman** who announced a three day trip over the Memorial Holiday weekend on the Horizon Dive Boat. The trip was to the Channel Islands.

Member **Mike Couffer** also gave a short presentation with pictures of the release of a Black Sea Bass that was captured as a baby for research purposes.



Our presentation for the evening was “Editing with Apple’s Final Cut Pro”, by new member **Jack Der**. Jack comes to us with an impressive bio. He loves to dive and hits the water three or four days a week. Jack is a PADI Divemaster, an avid Cave & Wreck Technical Diver and his thirst for learning everything about diving is always ongoing.

Kris Carner again put together a slide show of the winners of the May Competition “Macro - Close Up”. This included both the still and video winning entries. The winners present then explained where their photo was taken, and what camera and setting were used. Kris does a great job and we appreciate her efforts.



In the past, Jack was involved with Interactive Multimedia working with Apple Computer, which, along with his love for underwater photography, makes him well qualified to share with us his knowledge of editing with Final Cut Pro. Before delving into the software program, Jack touched upon camera settings, aspect ratios, and other video editing software programs that are available.

Jack noted that Final Cut Pro does cost \$300 but is a very powerful editing software. It's a value when compared to a subscription based software. He also mentioned Apple's free software “I-Movie” which is a good beginners package.

Jack then did some actual editing of a video in Final Cut showing some of the basic editing techniques.

Thank you Jack for a very informative and educational presentation.

SDUPS Member Profile - Matt Meier

We were on the way home from a trip to Guadalupe Island to photograph white sharks. The ocean had a big, steep swell and the boat rolled like a pencil. Most of the passengers were green around their gills and had retired to their quarters and Matt Meier and I were alone in the galley finishing our dinners. As I recalled, he was finishing a big plate of greasy steak. Matt is pretty comfortable on the ocean.

Matt earned his SCUBA certification in 1991 during his last semester at the University of Michigan. He started taking underwater photographs when he attended the Brooks Institute of Photography in Santa Barbara in 2004 and took an underwater photo class. Wow! Talk about starting at the top! Matt was able to obtain a Nikon F4 in a Subal housing with three dome ports and lenses that had previously been owned by renowned underwater photographer and videographer, Tom Campbell. Again, starting at the top! Today, Matt is using a Nikon D810 in a Subal housing with Sea and Sea YS250 strobes.

Matt told me that it is hard to select a single favorite dive location, but that he really likes the Lembeh Strait in Indonesia for the macro subjects in the muck. He spoke passionately about the Solomon Islands and having the feeling that the pristine coral reefs had never been dived before, as well as the abundance of WWII sunken wrecks. Matt also talked about how much he enjoys the Galapagos Islands and the how different the species are from one island to another and how well the government has done to preserve and protect the animals and plants from tourism pressures.

I asked Matt for a favorite underwater memory and I was surprised that he recalled diving off La Jolla Shores in 2003 or 2004 and being surrounded by a massive squid run. Matt made the night dive with his brother and seals, sharks and rays were gorging themselves on the squid right in front of them. All of a sudden, Matt was hit by something and spun around in the water column. He still does not know what hit him, but it was big and he was in its way. As he swam back toward the shore, he thought his brother was messing with his feet and turned to find a harbor seal biting his fins and playing with him. That was a great dive!

Matt has been a member of the San Diego Underwater Photographic Society since 2006, and earned the Photographer of the Year awards for Novice, Amateur, and Advanced. Matt served as the SDUPS Vice President for two years and President for one year. Matt's photographs have twice earned him recognition in the top ten NANPA (North American Nature Photography Association) competition, and has published photographs and articles, and won awards with Ocean Geographic, Sport Diver Magazine, Dive photo Guide, and X-Ray Magazine, for which he has worked for eleven years as a rep, travel writer, and photographer.

I asked Matt what advice he would share with photographers who wish to improve. Matt shared several insightful pieces of advice. First, he says practice, practice, practice. At the same time, take classes, attend workshops, and read good books. Matt recommends the "Underwater Photography Masterclass" by Alex Mustard for advice on lighting, camera settings, etc. Matt recommends photographers practice one type of shot and master it before moving to something else. Matt also recommends that photographers study underwater photographs that they admire, dissect the photos into style, composition, depth of field, and break down what they like and what they don't like.

Finally, Matt recommends that before picking up a camera, photographers become more skilled SCUBA divers to avoid kicking up silt on the bottom, kicking corals, and harassing photo subjects. Matt reminds us to take only photos, and leave only bubbles.

Matt is a professional commercial photographer, specializing in underwater, nature, travel, product, and architectural photography. Samples of Matt's work can be seen at www.matthewmeierphoto.com

At our dinner together on that rolling boat, I recognized that Matt is both a skilled and gifted photographer and a really friendly guy who is easy to talk with. He also has a cast iron stomach.

Submitted by: Harold Dorr - Membership Chairman



THREE REASONS WHY YOU SHOULD USE A SNORKEL

It may not come as a surprise, but snorkels are not the most popular piece of scuba diving gear, in fact many divers have chosen to forgo them completely. Often divers cite their decision on the entanglement hazard snorkels present in overhead environments, but many just dislike their dorky, unwieldy nature. But before you decide to ditch this valuable piece of equipment, consider the following points:

Free Air Using a snorkel before and after shore dives allows you to breathe without draining your tank during long surface swims. This leaves more breathing gas for your actual dive, and allows you to keep an eye on conditions, marine life and navigational aids below the waterline while swimming.

Waiting Game If you're waiting for a boat pickup, a snorkel is a very comfortable way to do it. It allows you to easily keep an eye on critters and other divers without the exhaust bubbles of a regulator. And in choppy conditions, it's a better alternative to swallowing seawater with each breath after you've emptied your tank.

Emergencies If you're low on air upon surfacing, your snorkel will provide you with an easily accessible, inexhaustible supply of fresh air. This can be especially important when faced with rough conditions or a long, unexpected surface swim. Snorkels can also make it easier to breathe properly while assisting others in the water, especially when towing a fellow diver.

Reprinted from SCUBA Diving Magazine



Dive Knife Found - Cool Story

One of the early U/W photographers, **Bill DeCourt**, was one of the organizers of SDUPS, along with **Chuck Nicklin** and **Ron Church**. He made the photo of Chuck hanging on to a whale they had just rescued from being entangled in a fishing net in 1963. Bill died about 1970 in an accident near Cozumel while experimenting with mixed gas. He was never found.

In 1975, a fellow diver **Jim McCook**, found his dive knife (name is on it) off the Solana Beach coast while diving. Jim just recently came across it while cleaning out his old SCUBA stuff. He thought it would be nice to give it to Bill's family if he could reach them.

Jim was very lucky with an internet search with only the last name and San Diego to go by. He made contact with Bill DeCourt's grandson, Jake DeCourt, who lives in San Diego. As of now, Jake will get back to him so he can give him the knife.



Submitted by **Jim McCook** - Encinitas
w6ya@cox.net


Critter Corner**RETICULATED BUTTERFLYFISH -***Chaetocion reticulatus*

Description - Black with pale gray scale centers becoming whitish on the back and fore body. A yellow-edged black eye bar and a margin of tail yellow with black-edges. **Size:** to 16 cm (6 1/4 in.)

Territory: Pacific: N. Sulawesi in Indonesia, Philippines, Micronesia to Hawaii and French Polynesia. S. W. Japan to N. E. Australia. The accompanying picture was taken in Hawaii along the Kona Coast. I have been diving there for over twenty years and have come across only two or three individuals. They are rare in Hawaii.

What's the difference between Butterflyfish and Angel fish: First, all Angle fish have a reverse spine at the base of the gill cover. Butterfly fish do not. Second, Angels have a blunt shaped head while **Butterflyfish** have a beak-like snout.

Spine on Gill Cover



Flame Angle fish

Beak-like snout



Ornate Butterfly fish

**Join SDUPS**

Yearly Dues:

Single \$35 Family \$50 Student \$15 (21 & under)

Special value - Dues paid for 2021 are also good for 2022. Two years for the price of one.

Go to: www.sdups.com Click on the membership tab



The San Diego Undersea Film Exhibition (SDUFEX) is now accepting entries for its 2021 film festival

This is a unique opportunity to share your visions of the underwater world with a global audience. Last year's virtual festival was viewed by people from over 50 countries.

NO FEES - ALL FILMS MUST CONTAIN AT LEAST 50% UNDERWATER FOOTAGE

Go to the Link Below to Submit your Film

Additional information: www.sdufex.com

The virtual film festival will be held online October 15 - 24, 2021. We hope to also have an in-person exhibition October 8 & 9, 2021 at Qualcomm Hall in San Diego.

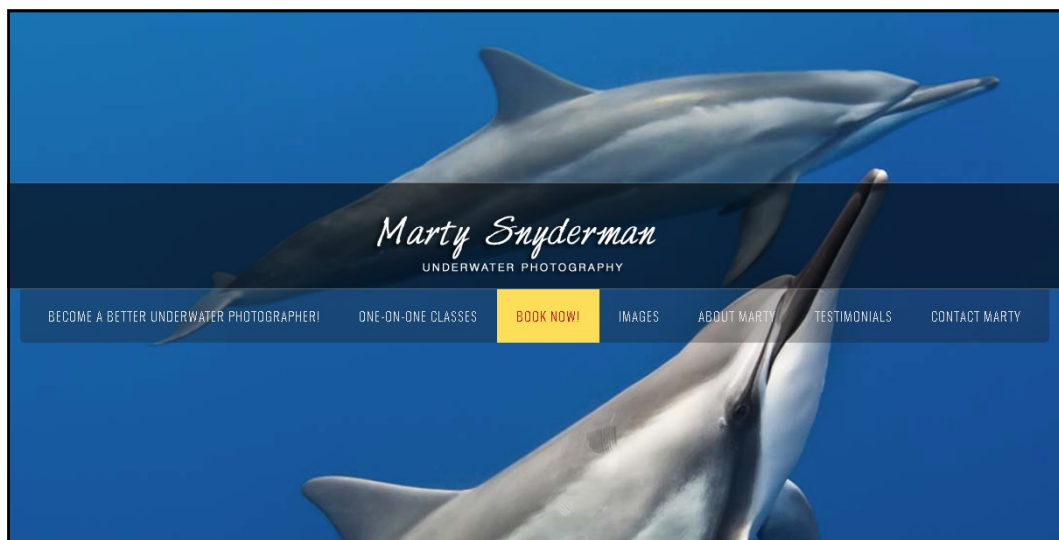


Photo Classes

One-on-one online classes in underwater photography with **Marty Snyderman**

Classes are scheduled at your convenience and customized to match your goals

20% of the class fees are donated to SDUPS



BECOME A BETTER UNDERWATER PHOTOGRAPHER! Underwater photography is a learned skill. So, you might as well learn from the best, an excellent photographer that is also an excellent teacher. Your instructor, Marty Snyderman, is that person.

When taking classes from Marty, you will receive one-on-one instruction as you review your images, discuss ways to improve your underwater photography, refine the techniques you are using, and learn new techniques, concepts, and skills that will help you create the photographs you want to make. The sessions center around techniques and are not tied to any particular make, model, or type of camera or camera system that can be used to make still photographs underwater.

Sharing a session with Marty is also a great way to re-fresh your photography skills before your next diving vacation. If you only get to dive a few times a year, during your next trip you are likely to spend a few days relearning and refreshing your skills. A session or two with Marty before your trip can turn the frustration and lost time from having to relearn into fun dives and pleasing photographs.

How It All Works The one-on-one program is completely customizable to your knowledge, skill level, and personal goals. Marty will use Zoom software to work with you. He has licensed a version of the software that enables the two of you to keep the sessions private.

During each session, Marty will share his expertise and help you gain a better understanding of various factors involved in underwater photography, and he will suggest techniques for you to employ that can help you improve your underwater photography. Each session can be up to 60 minutes long. The cost for a session is \$65.00 U.S. Any additional time that you will not be charged for is provided at Marty's discretion or through the purchase of another session.

For more information on Marty's Classes, click on the link: www.martysnyderman.com

SDUPS SPONSORS

Ocean Enterprises has the best prices guaranteed
All club members can enjoy 10% off every day

Used Poseidon Se7en Rebreather, \$4000

Used Poseidon Six Rebreather, \$1500



Book your next trip with us!
Join us one of our many group trips or let us
tailor something special for you

Philippines, Atmosphere Resort

📍 Dumaguete, Philippines

📅 **Departs:** Nov 17th, 2020 | **Returns:** Nov 20th, 2020

🐾 **Hosts:** Myra Kurn & Werner Kurn

Palau, The Palau Pacific Resort

📍 Palau

📅 **Departs:** Nov 20th, 2020 | **Returns:** Nov 28th, 2020

🐾 **Hosts:** Jeff Bunker, Rocio Bunker, Werner Kurn

www.oceanenterprises.com

www.oceanenterprisestravel.com



Where cameras, supplies and good service come together

3625 Midway Dr. Suite J, San Diego CA, 92110 | (619) 234-6621

<http://nelsonphotosupplies.com/>





SDUPS SPONSORS

House of Scuba
5141 Santa Fe St. Ste A
San Diego, California 92109

House of Scuba is offering members a 5% discount on most gear at the store and it will also be giving members a 5 fill air or 3 nitrox fill card. Air cards are not transferrable, so if members do not dive locally and therefore can't use the air card, they can still take advantage of the 5% discount on already guaranteed best prices. A list of members will be kept at the store for the air cards.

www.houseofscuba.com

Lita's No-See-Um No More® is an all-natural "dual purpose" product that prevents insect bites but also soothes the itch from insect bites. It consists of essential oils (Sesame, Patchouli and Tea Tree) and does not contain DEET or synthetic chemicals. Also, it is not diluted with water.

Lita's No-See-Um No More® works worldwide to protect you from being bit by the local insects including, black flies, chiggers, deer flies, fire ants, gnats, horse flies, mosquitoes, noseums, sand flies, ticks and tsetse flies. Lita now offers a hard-sided travel case made by LuxePak. It is TSA approved, crush proof up to 200 pounds (so it will survive luggage handling) and leak resistant, so you no longer have to worry about your liquids spilling inside your luggage. The travel case comes with three 2-ounce bottles and your choice of a shower puff or Vegan Konjac Body Sponge. If you would like to see this in person, it is available for purchase at Ocean Enterprises, or on her website.

Lita is a member of SDUPS and offers club members a **15% discount** when you order online at NoSeeUmNoMore.com (**promo code is "SDUPS"**). You can also purchase her natural bug spray/itch relief at Ocean Enterprises, City Farmers, Mount Laguna Store, Mount Palomar Store or Nomad Adventures.

Contact info: NoSeeUmNoMore@aol.com www.NoSeeUmNoMore.com



Welcome to **Blue Abyss Photo**. We offer sales, service, education and rentals on underwater imaging equipment.

We invite you to browse through our store and shop with confidence. We offer a wide range of products and services and great customer service. Our goal is to make you happy valued customer.

Our Products:

- > Compact Digital Cameras & Housings
- > Digital SLR Housings
- > Mirrorless Housings
- > Ports & Related
- > Strobe & Video Arms
- > Rentals
- > Underwater Lighting
- > Video
- > And More



Blue Abyss Photo
3320 Kemper Street suite 202
San Diego, CA 92110
www.blueabyssphoto.com

Store hours
M-F 10:00 to 6:00
Sat 10:00 to 4:00
760-522-3481

Monthly Meetings

Usually the fourth Thursday of each month
7:00pm
(No meeting in December)

Sumner Auditorium
Scripps Institute of Oceanography
8602 La Jolla Shores Drive
La Jolla, CA 92037

For more information
check the SDUPS web page

<http://www.sdups.com>

2020 Board of Directors

President

Amy Baldwin/Granger
amylynn829@yahoo.com

Vice President

Robert Casagrand
scubarob97@hotmail.com

Secretary

Dick Miller
rng900@cox.net

Treasurer

Bill Ring
wring@san.rr.com

Membership

Harold Dorr
blueox25@gmail.com

Activities

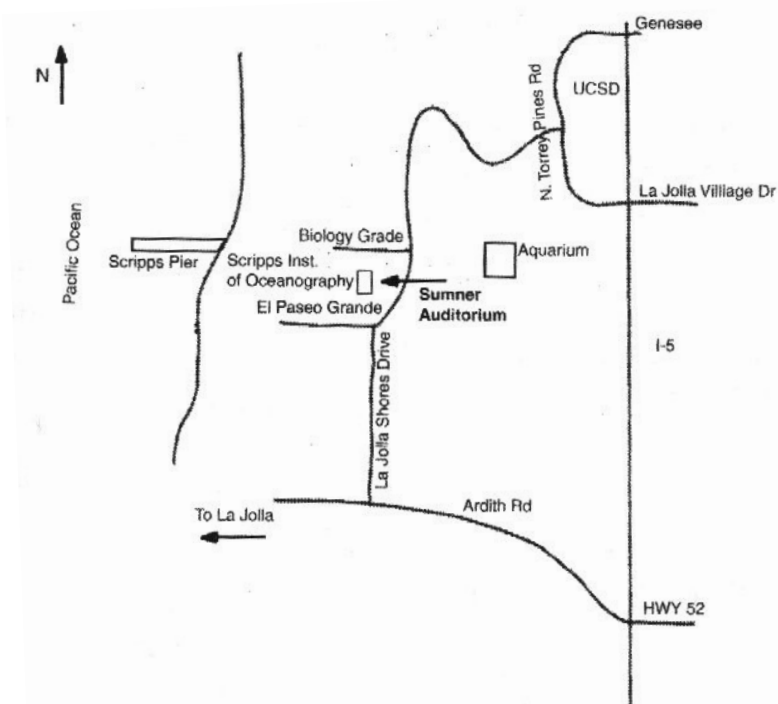
James Logan
logandive@hotmail.com

Board Members at Large:

Walter Heim
Herb Gruenhagen
Greg Volger
Erin Chandler
Johnny Thai

Appointed Positions

Mike Poirier - Goby Editor
Dave Hinkel - Tech Advisor
Jami Feldman - Web Master
Skip Greenhoe - Dive Trips
Kris Carner - Social Media



Competition Schedule for 2021

January	Best of the Best	July	Sunny Days - sunbeams, ambient light
February	Fish Friends - your favorite fish	August	Playing in the Sand - critters in/on the sand
March	Eyes of March - eye/eyes prominent feature in photo	September	Back to School - school of fish, pod of dolphins, group of animals together
April	Tails - tail the prominent feature	October	Occupied with Octos - Octopus encounters
May	Macro May - close up	November	New Life - eggs or juveniles of any species
June	June Gloom - dark tones/silhouette/black & white	December - ??	Awards/Party

The Goby is a monthly publication of the San Diego Underwater Photographic Society, which holds copyrights to its format and all content. Images contained in the Goby are the property of the submitting photographer, who also holds the copyrights thereto. No use of The Goby or its contents may be made without the written permission of the San Diego Underwater Photographic Society, the submitting photographer or both.