

# The Goby

San Diego Underwater Photographic Society

Volume 60 Issue 4

Established 1961 - <http://www.sdups.com>

April 2021

## President's Message

*Never doubt that a small group of thoughtful, committed citizens can change the world; indeed, it is the only thing that ever has. —Margaret Mead*

*You cannot get through a single day without having an impact on the world around you. What you do makes a difference and you have to decide what kind of a difference you want to make. —Jane Goodall*



Thursday, April 22nd marks the 51st Earth Day celebration. As ocean and nature enthusiasts we have a unique bond with not only the world at large but the part of the world some may never see in person. The pandemic has undoubtedly left many feeling a bit helpless in what we are able to do and how we can do it. One of the best ways to flip the switch on these feelings is to do something with passion and purpose, and focus on things that we can do right now. We can make a difference, even if it is just one piece of trash we pick up on the beach or bring back with us from a dive. Though there may not be as many formal events planned for Earth Day this year, we can take this opportunity to collectively march forward. Whatever you do, have fun, and feel free to share with the rest of us! We can all use some good news and inspiration.

**Amy Baldwin-Granger,**  
President

SDUPS online **Zoom Meeting**, April 22nd at 7 pm. Join us to see old friends and an U/W presentation.

- ☞ Download the Zoom app to your computer (<https://zoom.us/download>) or
- ☞ Click on the Link below
- ☞ Meeting ID number: 852 207 7435
- ☞ Meeting Password: rngr900 (RNGR900 small letters)



<https://us02web.zoom.us/j/8522077435?pwd=VVJ2Y3B5NVpKek5HV25wSjBDWVNhdz09>

## Internet Corner - Mike Poirier



Did peak your interest? Click on the link below for more information:  
<https://www.explorers.org/events/detail/women-of-the-deep>

## CALENDAR

**April 22nd** - SDUPS Zoom Meeting  
See Note Above

Presentation - **Mike Poirier** -  
Liveboard Diving

April Competition - Tails -  
See page 2

May Competition - Macro, Close up



# April Competition

## "Tails"

**David Hinkel - 1st Place Advanced**




**Matt Meier- 2nd Place Advanced**



**Walter Heim - 3rd Place Advanced**



**Greg Volger - 3rd Place Advanced**



**Robert Casagrand- 1st Place Amateur**



# April Competition

**Amy Baldwin/Granger** - 2nd Place Amateur



**Silvana Ghu** - 1st Place Novice




**Jack Der** - 3rd Place Novice



## "Tails"

**Nan Oselett** - 3rd Place Amateur



**Mike Carr** - 2nd Place Novice



### Video Competition April

1st place - **Kris Carner**

2nd place - **Bob Yin**

3rd Place - **Jack Der**



## SDUPS March 25th Zoom Meeting



## Drone Photography

With Jami Leslie Feldman

Our March SDUPS Meeting was again locked out of Sumner Auditorium because of COVID. So a Zoom Meeting it was. Our President **Amy Baldwin/Granger** opened the meeting and welcomed the thirty-two members and visitors who attended.

**Kris Carner** did a wonderful job showcasing the winners of the February competition, "Eyes". Kris then asked those present to explain their winning images. Where it was taken, what camera system used and what settings. The number of monthly competitions entries is increasing each month, which is great.

Member **Bob Yin** did a short "Show & Tell" on the different resolutions that can be used when one submits for the monthly video competition. Bob stated that the more work that's done in post processing, the more the quality of the video is degraded. He suggested that you experiment so your output is of the best quality.

Our guest speaker for the evening, member **Jami Feldman**, was then introduced. Jami's presentation

### Drone in Action!



### The Gear

- - DJI Mavic Pro Platinum
- - Remote
- - iPhone 8 Plus
- - 3 batteries
- - Memory Card – Micro SD
- - Filters



was all about Drone Photography. Jami started out by explaining that she uses drone footage to add a special touch to compliment her underwater videos. She said it helps the audience to better understand where the underwater footage took place. Jami went on to talk about the drone equipment she is now using and how she practiced flying over land before taking it over water. Yes she did have a few mishaps before getting it down. There was an extensive question and answer period. Licensing, flight restrictions, maximum range, and battery life were a few of the questions asked by a very interested audience. Thank you Jami for a very informative and interesting presentation.

The nine o'clock hour was approaching, so

Amy wrapped up the evening by thanking all those attending and wishing everyone safe diving.

## ***SDUPS Member Profile - Bill Ring***

**Bill Ring's** photos and videos, especially in our competitions, are an example of the high quality of photography demonstrated by our members. I asked Bill to share a little about himself for our members.

In 1989, Bill visited Cozumel and tried SCUBA diving for the first time. The next year he was certified in San Diego (YMCA) and bought a Nikonos so he could share with others the things he saw. Since that time, Bill has been traveling the world to dive and take underwater photos and videos of marine life and underwater scenes

Bill has enjoyed a life of wanderlust and has traveled the world extensively. He first visited Europe when he was 17 years old, buying a bicycle and staying in youth hostels for a little more than a month. In 1964 he returned to Europe and travelled for 5 months. He met his wife there and they were married in London. In 1969 He and his family (wife and 2 kids) returned to Europe, bought a VW camper and travelled for 14 months, driving about 25,000 miles from southern Morocco to Finland and eastern Turkey and everything in between. Since that time Bill has visited about 90 countries, including South Africa, Egypt, Ethiopia, Afghanistan, India, all of Southeast Asia, Peru, Bolivia and New Zealand

Bill's favorite dive location is the Philippines.


Eventually, Bill transitioned from his Nikonos film camera and into digital cameras. He presently shoots an Olympus TG-6, a Go Pro, and Panasonic ZS20 for video. He uses Sola 2500 for lighting. Bill made me laugh when he said that he likes to shoot subjects that are small and slow. He has also migrated from primarily still photography to video and says that capturing animal behaviors makes viewing more interesting.

I asked Bill what advice he would offer to photographers who want to improve and he said that it is important to practice with the equipment you own. He also mentioned how important good lighting is.

Bill has been a member of the San Diego Underwater Photographic Society since October 2005. During that period he has served the club as treasurer for five years. His photographs have earned him the Advanced Photographer of the Year in 2015 and 2016 and Video Photographer of the Year in 2016, 2017 and 2020. I also recall being at a SDUPS meeting where Bill was recognized for one of his awards, and he said, "If you don't enter, you can't win."

I really enjoyed talking to Bill about the places he has been and places he has dived. He remarked how traveling changes the way you see the world and understand people. When we resume meeting in person, please find Bill and ask him where he has returned from and where he is going next. He is a warm and friendly guy and inspiring to talk with.

Submitted by: **Harold Dorr**

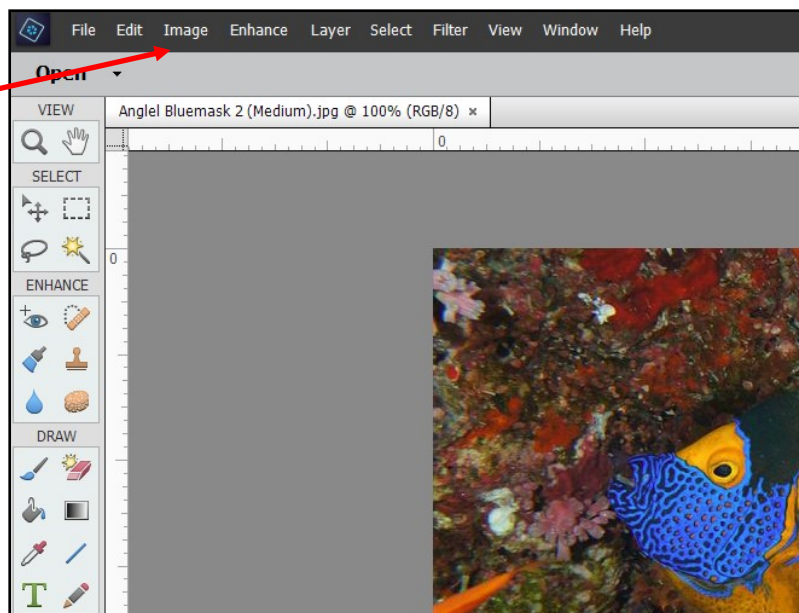


## Digital Darkroom - Mike Poirier

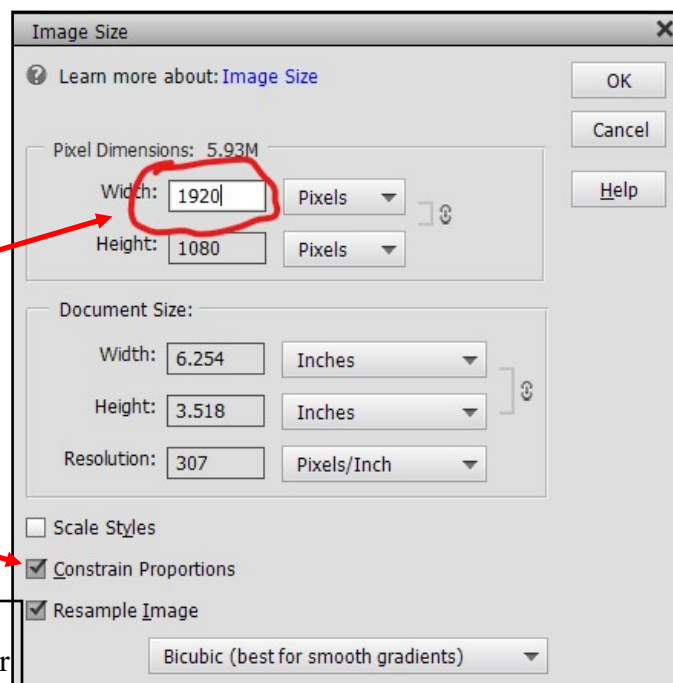
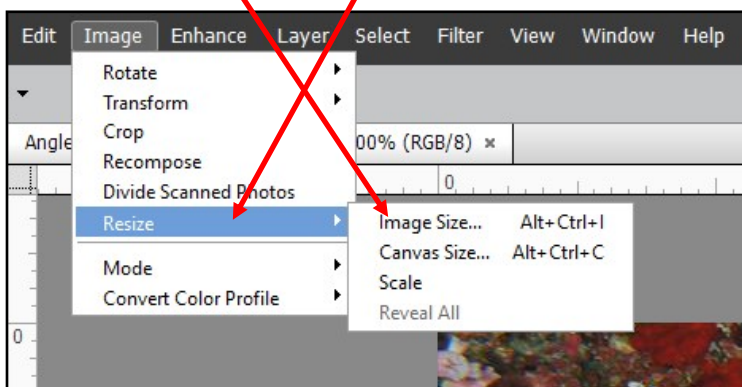
Digital Darkroom was something I did about ten years ago. I ran a series highlighting various editing projects using Photoshop Elements. Because there is some questions about what resolution competition images should be when submitted each month, I thought I would show how to do this using Photoshop Elements. The resolution requirements for still images are as follows: 16 x 9 - 1920 x1080

4 x 3 - 1024 x768

**STEP ONE:** Open your image in Photoshop Elements. Click on the Image Tab.



**STEP TWO:** Click on Resize in the Image dropdown box. Then click on Image Size



**STEP THREE:** This is where the action takes place. In this example I'm using a 16 x 9 image. So in the Width window, I typed 1920. The Height will automatically change to 1080. This is because the check box on Constrain Proportions is checked.

You would do the same with a 4 x 3 image, except you would type in 1024 in the height window

**FINISH:** The last step is to click on the File tab and click on the Save As in the dropdown box and give your image a name and save in a folder you can remember and find it. You will find this procedure in most image editing software.



Dear Scuba Show Attendees,

We are sorry to announce that Scuba Show 2021, scheduled for the weekend of May 22, will not take place. The next in-person Scuba Show will be May 14-15, 2022.

Last year, we told you that there was "no way to responsibly hold an event of this size with people from around the world for the foreseeable future." When we wrote that, we never would have guessed the "foreseeable future" would extend well over a year.

To bridge the gap, we are working on a resource for divers - for you. Information from our exhibitors with videos, specials, new products, travel and more.

The resource, available from May 22 through the end of the year, will include regular COVID updates about the status and requirements of travel to your favorite or bucket list destinations. The hope is that this resource will help keep you connected to diving while we patiently wait another year to gather in person. You'll hear more from us in the coming weeks.

For those that requested a ticket transfer last year, we will automatically apply your tickets (and last year's offer to double them to bring a friend) to the next show, which is May 14-15, 2022. If you would prefer a full refund, send us an email to [mail@scubashow.com](mailto:mail@scubashow.com) with the subject line 'Refund please.'

We're sad to miss you again for another year. But as they say, absence makes the heart grow fonder!

Sincerely,  
Tracy Young and the Scuba Show team



## Critter Corner



Photo by Mike Poirier

**Trumpetfishes** are three species of highly specialized, tubular-elongated marine fishes in the genus *Aulostomus*, of the monogeneric family **Aulostomidae**. The trumpetfishes are members of the order Syngnathiformes, together with the seahorses and the similarly built, closely related cornetfishes.

The generic name, *Aulostomus*, is a composite of two Greek words: *aulos*, meaning flute, and *stoma*, meaning mouth, because the species appear to have tubular snouts. "Flutemouth" is another less-common name for the members of the family (although this word is more often used to refer to closely related cornetfishes of the family Fistulariidae).

Trumpetfishes are found in tropical waters worldwide, with two species in the Atlantic and one in the Indo-Pacific. They are mostly demersal reef-dwellers, where one species seems to prefer rocky substrate.

They are relatively large for reef fish, where they reach almost 1 m in length. Bodies of trumpetfish are elongated, rigid, and pike-shaped. Their dorsal and anal fins are closely adjacent to the tail, where individual dorsal spines reach midway towards the head region. Similar to most members of the order Syngnathiformes, the bodies of trumpetfish are inflexible, supported by interwoven struts of bone. A distinct trait of the family is their long, tubular snouts ending with somewhat nondescript jaws. Members of the family have the capability to expand their jaws quickly into a circular, gaping hole almost to the body's diameter when feeding.

*Aulostomids* are highly carnivorous fish. They stalk their prey by hovering almost motionlessly a few inches above the substrate, inching their way towards unsuspecting prey. Once close enough, they rapidly dart in and expand their jaws rapidly. Opening their tube-like mouths in quick succession creates a strong suction force, which draws prey straight into the mouth. *Aulostomids* are known to feed almost exclusively on small, schooling reef fishes.

While they have no commercial fisheries value, members of the family have been known to occasionally be found in the aquarium trade. Although not popular aquarium fish, they are common enough to have websites featuring instructions on keeping them in captivity.

---

## Join SDUPS

Yearly Dues:

Single \$35    Family \$50    Student \$15 (21 & under)

Special value - Dues paid for 2021 are also good for 2022. Two years for the price of one.

Go to: [www.sdups.com](http://www.sdups.com) Click on the membership tab





## The San Diego Undersea Film Exhibition (SDUFEX) is now accepting entries for its 2021 film festival

This is a unique opportunity to share your visions of the underwater world with a global audience. Last year's virtual festival was viewed by people from over 50 countries.

NO FEES - ALL FILMS MUST CONTAIN AT LEAST 50% UNDERWATER FOOTAGE

Go to the Link Below to Submit your Film

**Additional information:** [www.sdufex.com](http://www.sdufex.com)

The virtual film festival will be held online October 15 - 24, 2021. We hope to also have an in-person exhibition October 8 & 9, 2021 at Qualcomm Hall in San Diego.

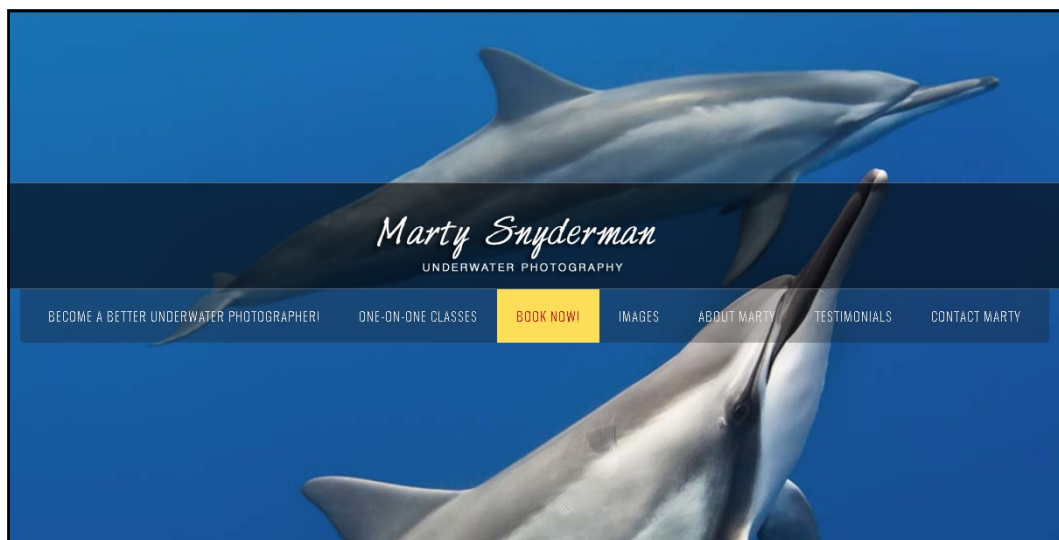


## Photo Classes

One-on-one online classes in underwater photography with **Marty Snyderman**

Classes are scheduled at your convenience and customized to match your goals

20% of the class fees are donated to SDUPS



**BECOME A BETTER UNDERWATER PHOTOGRAPHER!** Underwater photography is a learned skill. So, you might as well learn from the best, an excellent photographer that is also an excellent teacher. Your instructor, Marty Snyderman, is that person.

When taking classes from Marty, you will receive one-on-one instruction as you review your images, discuss ways to improve your underwater photography, refine the techniques you are using, and learn new techniques, concepts, and skills that will help you create the photographs you want to make. The sessions center around techniques and are not tied to any particular make, model, or type of camera or camera system that can be used to make still photographs underwater.

Sharing a session with Marty is also a great way to re-fresh your photography skills before your next diving vacation. If you only get to dive a few times a year, during your next trip you are likely to spend a few days relearning and refreshing your skills. A session or two with Marty before your trip can turn the frustration and lost time from having to relearn into fun dives and pleasing photographs.

**How It All Works** The one-on-one program is completely customizable to your knowledge, skill level, and personal goals. Marty will use Zoom software to work with you. He has licensed a version of the software that enables the two of you to keep the sessions private.

During each session, Marty will share his expertise and help you gain a better understanding of various factors involved in underwater photography, and he will suggest techniques for you to employ that can help you improve your underwater photography. Each session can be up to 60 minutes long. The cost for a session is \$65.00 U.S. Any additional time that you will not be charged for is provided at Marty's discretion or through the purchase of another session.

For more information on Marty's Classes, click on the link: [www.martysnyderman.com](http://www.martysnyderman.com)

**SDUPS SPONSORS**

Ocean Enterprises has the best prices guaranteed  
All club members can enjoy 10% off every day

Used Poseidon Se7en Rebreather, \$4000  
Used Poseidon Six Rebreather, \$1500



Book your next trip with us!  
Join us one of our many group trips or let us  
tailor something special for you

**Philippines, Atmosphere Resort**

📍 Dumaguete, Philippines

📅 **Departs:** Nov 17th, 2020 | **Returns:** Nov 20th, 2020

🐾 **Hosts:** Myra Kurn & Werner Kurn

**Palau, The Palau Pacific Resort**

📍 Palau

📅 **Departs:** Nov 20th, 2020 | **Returns:** Nov 28th, 2020

🐾 **Hosts:** Jeff Bunker, Rocio Bunker, Werner Kurn

[www.oceanenterprises.com](http://www.oceanenterprises.com)

[www.oceanenterprisestravel.com](http://www.oceanenterprisestravel.com)

**NELSONPHOTO** 

Where cameras, supplies and good service come together

3625 Midway Dr. Suite J, San Diego CA, 92110 | (619) 234-6621



<http://nelsonphotosupplies.com/>





## SDUPS SPONSORS

**House of Scuba**  
5141 Santa Fe St. Ste A  
San Diego, California 92109

House of Scuba is offering members a 5% discount on most gear at the store and it will also be giving members a 5 fill air or 3 nitrox fill card. Air cards are not transferrable, so if members do not dive locally and therefore can't use the air card, they can still take advantage of the 5% discount on already guaranteed best prices. A list of members will be kept at the store for the air cards.

[www.houseofscuba.com](http://www.houseofscuba.com)

**Lita's No-See-Um No More®** is an all-natural "dual purpose" product that prevents insect bites but also soothes the itch from insect bites. It consists of essential oils (Sesame, Patchouli and Tea Tree) and does not contain DEET or synthetic chemicals. Also, it is not diluted with water.

**Lita's No-See-Um No More®** works worldwide to protect you from being bit by the local insects including, black flies, chiggers, deer flies, fire ants, gnats, horse flies, mosquitoes, noseums, sand flies, ticks and tsetse flies. Lita now offers a hard-sided travel case made by LuxePak. It is TSA approved, crush proof up to 200 pounds (so it will survive luggage handling) and leak resistant, so you no longer have to worry about your liquids spilling inside your luggage. The travel case comes with three 2-ounce bottles and your choice of a shower puff or Vegan Konjac Body Sponge. If you would like to see this in person, it is available for purchase at Ocean Enterprises, or on her website.

Lita is a member of SDUPS and offers club members a **15% discount** when you order online at NoSeeUmNoMore.com (**promo code is "SDUPS"**). You can also purchase her natural bug spray/itch relief at Ocean Enterprises, City Farmers, Mount Laguna Store, Mount Palomar Store or Nomad Adventures.

Contact info: NoSeeUmNoMore@aol.com [www.NoSeeUmNoMore.com](http://www.NoSeeUmNoMore.com)



Welcome to **Blue Abyss Photo**. We offer sales, service, education and rentals on underwater imaging equipment.

We invite you to browse through our store and shop with confidence. We offer a wide range of products and services and great customer service. Our goal is to make you happy valued customer.

## Our Products:

- > Compact Digital Cameras & Housings
- > Digital SLR Housings
- > Mirrorless Housings
- > Ports & Related
- > Strobe & Video Arms
- > Rentals
- > Underwater Lighting
- > Video
- > And More



**Blue Abyss Photo**  
3320 Kemper Street suite 202  
San Diego, CA 92110  
[www.blueabyssphoto.com](http://www.blueabyssphoto.com)

Store hours  
M-F 10:00 to 6:00  
Sat 10:00 to 4:00  
760-522-3481

## Monthly Meetings

Usually the fourth Thursday of each month

7:00pm

(No meeting in December)

**Sumner Auditorium**  
**Scripps Institute of Oceanography**  
**8602 La Jolla Shores Drive**  
**La Jolla, CA 92037**

For more information

check the SDUPS web page

<http://www.sdups.com>

## 2020 Board of Directors

### President

Amy Baldwin/Granger  
 amylynn829@yahoo.com

### Vice President

Robert Casagrand  
 scubarob97@hotmail.com

### Secretary

Dick Miller  
 rng900@cox.net

### Treasurer

Bill Ring  
 wring@san.rr.com

### Membership

Harold Dorr  
 blueox25@gmail.com

### Activities

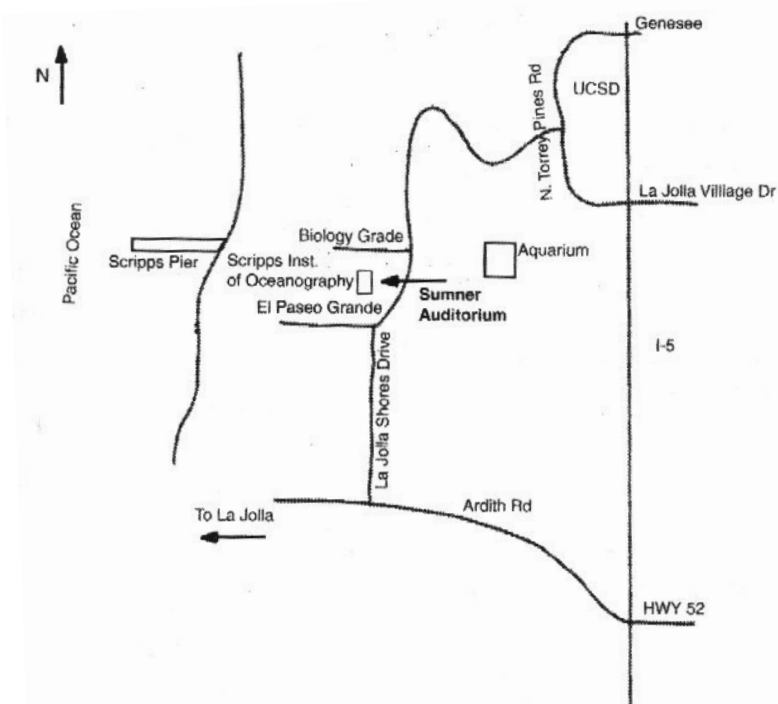
James Logan  
 logandive@hotmail.com

### Board Members at Large:

Walter Heim  
 Herb Gruenhagen  
 Greg Volger  
 Erin Chandler  
 Johnny Thai

### Appointed Positions

Mike Poirier - Goby Editor  
 Dave Hinkel - Tech Advisor  
 Jami Feldman - Web Master  
 Skip Greenhoe - Dive Trips  
 Kris Carner - Social Media



## Competition Schedule for 2021

January	Best of the Best	July	Sunny Days - sunbeams, ambient light
February	Fish Friends - your favorite fish	August	Playing in the Sand - critters in/on the sand
March	Eyes of March - eye/eyes prominent feature in photo	September	Back to School - school of fish, pod of dolphins, group of animals together
April	Tails - tail the prominent feature	October	Occupied with Octos - Octopus encounters
May	Macro May - close up	November	New Life - eggs or juveniles of any species
June	June Gloom - dark tones/silhouette/black & white	December - ??	Awards/Party

The Goby is a monthly publication of the San Diego Underwater Photographic Society, which holds copyrights to its format and all content. Images contained in the Goby are the property of the submitting photographer, who also holds the copyrights thereto. No use of The Goby or its contents may be made without the written permission of the San Diego Underwater Photographic Society, the submitting photographer or both.